



PERSONALIZING LEARNING TO SUPPORT DATA DRIVEN INSTRUCTION

PRESENTED BY: DANIELA RANIERI

LEARNING GOALS:

Overview of Renaissance Reports

Review and explore learning across the curriculum and standard based adaptive and targeted lessons in Freckle

Differentiation and scaffolding tools to enhance data driven instruction and student learning

Foster multilingual learners in the four modalities

Reflections

Easily identify each student's individual level and deliver "just-right" practice aligned to Math and ELA standards. As students practice independently, Freckle continuously adapts and provides content that fits the variety of ways students learn best.




Getting Started with Renaissance

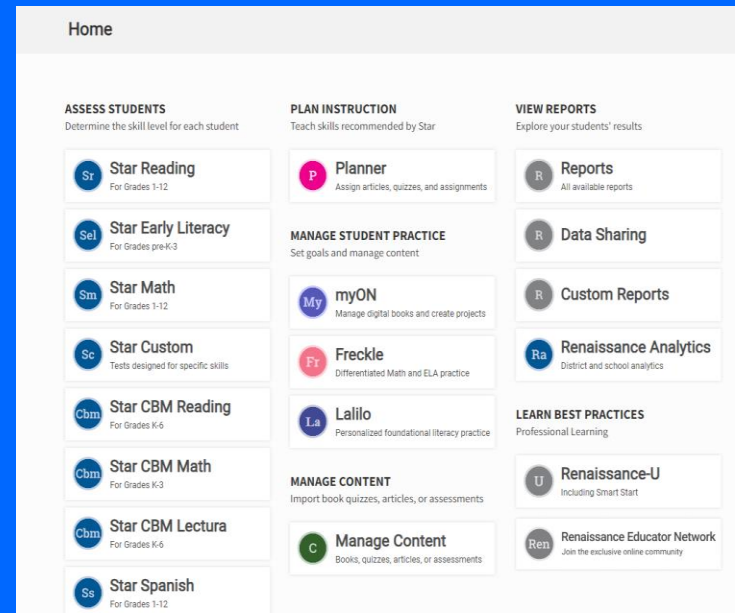
- Log in through Clever



- Log into your Renaissance app



- Choose from options on Renaissance Homepage



Freckle Overview How- To Video

Targeted and Adaptive Data-driven Instruction

- [Freckle Enhancing Instruction](#)

Differentiation



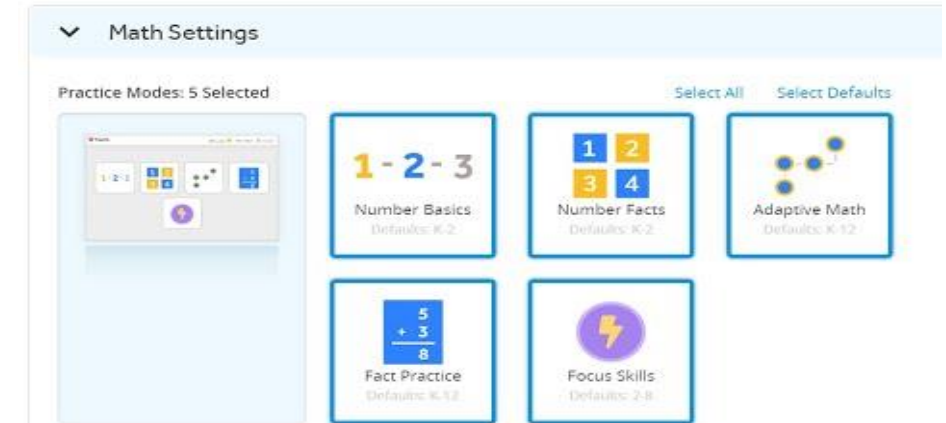
Assigning Adaptive and Targeted Assignments



How to Edit Student Dashboard Settings

Student Dashboard Settings

View and edit the practice modes this student can access independently from their dashboard.



Freckle Math Intro



Welcome to Freckle!

RECOMMENDED

Add your students so they can practice at their level.

[Preview what your students will see](#)

[Create Class Roster](#)

Not ready yet? Explore curriculum & features

Math

ELA

Social Studies

Science



Math Overview

Use Freckle to automatically differentiate math practice for your students.

[Explore](#)



Standards-Based Practice

Target a specific standard with online and printable resources.

[Explore](#)



Fact Fluency Practice

Help students build mastery of basic math operations.

[Explore](#)

Build Reading Fluency



K-2 ?

Decodables

[Assign](#)

Simple stories with phonetic spelling patterns & sight words



K-1 ?

Sight Words

Spelling and recognition practice with the most common sight words

K-1 students can access this from their dashboard.

Assess Student Growth Over Time

GETTING STARTED WITH FRECKLE
LET'S EXPLORE TOGETHER!

Freckle Audio and Language Accommodations (Math)

Providing student support and scaffolds with audio options. Students who are below 2nd grade level standards will be provided audio options. We can provide audio to our students through following these simple steps.

RENAISSANCE[®]

Accelerating learning for all[®]



Browse Help Content

Freckle

Other Products

[Freckle Help Landing Page](#)

Teachers

▶ [Getting Started Guide](#)

▶ [General](#)

▶ [Setup & Login](#)

▶ [Teacher Home Guide](#)

▶ [Student Dashboard](#)

▶ [Math Practice Program](#)

▶ [Inquiry Based Lessons](#)

▼ [English Language Arts](#)

What are Articles and Stories and how do I assign them to my students?

What is ELA Skills Practice and how do I implement it?

What is Grammar Skills Practice?

How does ELA Read-Aloud work?

[Print Topic](#) | [Email Topic](#)

Text-to-speech Read-Aloud support covers the entire ELA Library and ELA Skills Practice. Teachers can decide which students are able to use it—watch this short video (20s) to see and hear how Read-Aloud support works for students.

By default, all students reading at a 1st-grade level and below now receive Read-Aloud support when practicing in the ELA Article Library and ELA Skills Practice. When Read-Aloud is enabled for an ELA practice session:

- 🔊 Students see an audio button next to each body paragraph.
- 🔊 Students see an audio button next to each question and answer choice.

Each word is highlighted as it is read out loud.

Teachers can customize the Read-Aloud setting as desired to ensure that specific students always or never see ELA Read-Aloud support. For example, a student reading at a 6th-grade level can get Read-Aloud support if they need it as an accommodation. By default, for ELA Articles and ELA Skills Practice (Nonfiction/Fiction):

- Read-Aloud is turned on for pupils with a Reading Level ≤ 1C, but can be turned off.
- Read-Aloud is turned off for pupils with a Reading Level > 1C, but can be turned on.

[Feedback](#) ▶



Read-Aloud is currently not available for ELA Skills Practice (Grammar).

Teachers can customize these settings from the new "Support Settings" tab of the Edit Student Page:

Edit Student

[Roster](#) / [Edit Student](#)

SELECT A CLASS

Reading 5RT

SELECT A STUDENT

Michael W.

Student Details

Dashboard Settings

Support settings

Support settings

Control which supports your students see during practice

Audio settings

Control which audio supports your students see during practice

Read Aloud buttons for ELA Skills Practice and Article/Story sessions

☒ Trust Freckle Defaults ☐ Always Show ☐ Always Hide

Audio settings for students are shared between teachers.

Apply to All Students in Class

Apply Student Settings

- Teachers can choose to "always show" or "always hide" read aloud support from a student, overriding the Freckle defaults.
- Teachers can apply this setting to one student at a time, or all students in a class.

STANDARD BASED LEARNING K-12

Math

Content

Standards

What are you teaching this week?

Search math skills or standards (e.g. "circle similarity proof" or "G.HSG-C.A.1")

BROWSE BY GRADE LEVEL

K

1st

2nd

3rd

4th

5th

6th

7th

8th

High School

☐ No data ☒ Working toward proficiency ☐ >70% of class is proficient

☐ Only show ^{*} Focus Skills

Counting & Cardinality

NY-K.CC.1 - Count to 100

NY-K.CC.2 - Count from Non-1*

NY-K.CC.3 - Write Numbers 0-20*

NY-K.CC.4A - Count Objects

NY-K.CC.4D - Ordinal Numbers

Base 10

NY-K.NBT.1 - Numbers above 10*

Operations & Algebraic Thinking

NY-K.OA.1 - Basic Addition/Subtraction

NY-K.OA.2A-B - Addition/Subtraction in Word Problems*

NY-K.OA.3 - Decompose <10*

Questions

- What are you wondering?
- What questions do you have when navigating Freckle?
- How can you utilize the assignments to drive data driven instruction?
- How will the data reports help you determine areas to support your students?
- How can we utilize Freckle to support Tier 1 instruction?





STUDENT INCENTIVES



Browse Help Content

Freckle Other Products

[Freckle Help Landing Page](#)

Teachers

► [Getting Started Guide](#)

▼ General

To what states does Freckle align?

Pro Tip: Using Freckle over the summer

What features of Freckle are free? What do I get with Freckle Premium Edition?

How can I change the language of Freckle's user interface?

How does Freckle support English Language Learners (ELLs) and Spanish-speaking students?

How does Freckle support students with special needs?

Can I have my students retake the pretest to see growth over time?

Is Freckle research-based?

Freckle on Renaissance: Teacher Email Verification

How do I change the email address affiliated with my account?

What kind of information will I see in weekly and daily email reports?

How do I delete a teacher account?

How does the coin system in Freckle work?

How do I provide feedback on content issues?

► [Setup & Login](#)

How does the coin system in Freckle work?

[Print Topic](#) | [Email Topic](#)

Earning Coins

As students practice on Freckle, they earn coins for questions they answer correctly, and they lose coins for questions they answer incorrectly. A few important things to note:

- The loss of coins is necessary because otherwise students quickly figure out the fastest way to get coins is to guess on every question.
- The coin totals reset daily to give every student a fair chance to climb to the top of the leaderboard.
- Coins are gained at the same speed, regardless of the level at which the students are working.
- While different parts of the Freckle program can award different amounts of coins, earning coins will always depend on whether students are answering questions correctly.

Using Coins (The Piggy Store)

K-8 students have the option of dressing/decorating their avatar using the coins they have earned. The Piggy Store isn't always open—students have to earn their trips to the store by completing assignments or practicing on the app. Students must earn 50 coins to earn a trip to the Piggy Store. The program will ask them if they want to take a trip to the Piggy Store. Once there, they will be given either 90 seconds or an unlimited amount of time to pick out different clothing and accessories (edit students in the Roster to change the [Additional Time settings](#)).

In the Piggy Store, students will be able to see how many coins they have available to spend. They will also be able to reference the amount of time they have left in the store.

If students see an item that they want to purchase, all they have to do is select the item. It will then open the option for the student to buy that item.

If students try to purchase an item for which they don't have enough coins, the program will let them know that they need more coins for that particular item.

If the 90-second time limit is in effect, after the time has expired, students will be returned to the program to continue their work. We decided to include a 90-second time limit to ensure the focus of the program is still on the various subjects offered, while the Piggy Store remains a positive reinforcer; however, we realize that some students with special needs may require additional time to make their selections and purchases in the store. This

Related Topics

[Coins Earned Leaderboard](#)

[What can I do on the Roster page?](#)

[How are the scores in the activity feed calculated?](#)

[What do Freckle student dashboards look like for different grades?](#)

[What Fact Practice data can I see?](#)

Feedback ►

Freckle Awards and Certificates

- Freckle Math Award Certificates
- Freckle Certificates
- Freckle Certificates– English/Spanish



Helpful Resources and Tutorial Guides

To navigate the support guides and tutorials:

1. Go to your Renaissance home screen
2. Click on the **Help?** icon at the top of the page
3. Click on **Other Products**
4. Search the topic you would like to explore



RENAISSANCE

Home Help Live Chat Daniela Ranieri ▾

Home

ASSESS STUDENTS
Determine the skill level for each student

- Sr Star Reading**
For Grades 1-12
- SeL Star Early Literacy**
For Grades pre-K-3
- Sm Star Math**
For Grades 1-12
- Sc Star Custom**
Tests designed for specific skills
- Cbm Star CBM Reading**
For Grades K-6
- Cbm Star CBM Math**
For Grades K-3

PLAN INSTRUCTION
Teach skills recommended by Star

- P Planner**
Assign articles, quizzes, and assignments

MANAGE STUDENT PRACTICE
Set goals and manage content

- My myON**
Manage digital books and create projects
- Fr Freckle**
Differentiated Math and ELA practice
- La Lalilo**
Personalized foundational literacy practice

MANAGE CONTENT
Import book quizzes, articles, or assessments

VIEW REPORTS
Explore your students' results

- R Reports**
All available reports
- R Data Sharing**
- R Custom Reports**
- Ra Renaissance Analytics**
District and school analytics

LEARN BEST PRACTICES
Professional Learning

- U Renaissance-U**
Including Smart Start

RENAISSANCE Accelerating learning for all®

Freckle by Renaissance

Search

Browse Help Content

Freckle Other Products

Select one of the Renaissance software products listed below to view help for that product.

- Accelerated Math
 - Accelerated Math Instructional Practice
- Accelerated Reader
 - Accelerated Reader
 - Accelerated Reader 360 Instructional Reading
 - Accelerated Reader Bookfinder
 - Accelerated Reader Bookguide
 - Reading Snapshots
- Customer Center
 - Freckle
 - Lalilo - English
 - Lalilo - Français
 - Managing Apps, Users, and Setup
 - Math Planner
 - myON
 - myIGDIs
 - Preferences
 - Renaissance Analytics
 - Renaissance Planner
 - Reports and Dashboards
 - Reports (Español)
 - Schoolzilla Professional
- Star Assessments
 - Star CBM (English)
 - Star CBM (Español)
 - Star CBM Lectura(English)
 - Star CBM Lectura (Español)
 - Star Custom
 - Star Early Literacy
 - Star Early Literacy Spanish

How do Freckle Text Levels work, and how do they relate to other measurements of reading level?

[Print Topic](#) | [Email Topic](#)

Our Freckle Text Levels are a new and improved way for teachers to see the reading level of Freckle texts.

The Freckle Text Level system contains a number and a letter. The number is an approximate correlation to a grade level band. The letter tells you if the text belongs to the low, middle, or high part of that grade-level band. For example, a Freckle text leveled at 3B is appropriate for a student who is reading at a "middle of 3rd grade" level.

You can preview each level of each article in your teacher home before assigning it, and use your best consideration and judgement for what will match your students' needs.

How are Freckle Text Levels determined?

When deciding the appropriate Freckle Text Level, the Freckle team looks at many aspects of a text.

We established quantitative standard measures that align with each particular level. For example:

- Total word count
- Sentence length and complexity
- Vocabulary words and syllables per word

We also established qualitative standard measures of the text to consider the additional demands within a text. For example:

- How much background knowledge do students need to access the text?
- Is the subject matter mature or thematically complex?
- How is the text organized and scaffolded?
- Is the text language conventional and clear?

How can I use Freckle Text Levels in my classroom?

As many teachers know, there is often a wide range of reading levels represented in one classroom. Here's how you can use Freckle Text Levels to reach every student:

Related Topics

- [How do ELA Pre-Tests work?](#)
- [Updating ELA Practice Levels](#)
- [How does Freckle determine whether a student has mastered a level? How can students master a level with a low percentage correct?](#)
- [What is Word Study? What levels are in the Word Study program?](#)
- [What can I do on the Roster page?](#)

Feedback ▸

Renaissance Supports

Links to support and guide Renaissance instructional tools for implementation

Located on home page under Renaissance-U tab




Please click on the support links below:



- [Smart Start](#)
- [Pre-Recorded Webinars](#)

Resource Support



Step 1. Get set up for effective practice

[Renaissance Implementation Checklist](#)

[Renaissance How-To Videos on Getting Started](#)

[Renaissance U-Homepage](#)

[Renaissance Webinars](#)

[Freckle Teacher Guide](#)

Step 2. Establish just the right practice

Math

[Adaptive Math- K-5](#)

[Adaptive Math- 6-8](#)

[High School Math Overview 9-12](#)

ELA

[Adaptive ELA K-5](#)

[Adaptive ELA 6-12](#)

Step 3. Monitor progress and adjust

[Key Reports](#)

[High School Math Reports](#)

Back to School with Renaissance



[Back to School Kit](#)



Student and Family Engagement Kits for Educators

[Freckle](#)

[myON](#)

[Lalilo](#)



[Renaissance Family Resource Link](#)

[Freckle Family Resource English/ Spanish](#)

[myON Family Resources English/Spanish](#)





Reflections

1. What inspired you?
2. What is your biggest takeaway?
3. What do want to learn more about?



[Please click here: Reflection Survey](#)

RENAISSANCE SUPPORT

Please click on the zoom links below:

- [Tuesday Office Hours](#)
- [Wednesday Office Hours](#)
- [Thursday Office Hours](#)



A poster for Renaissance Office Hours. The background is a blue globe with hands reaching up to touch it. In the top left, it says 'JOIN US!'. In the top right is a circular logo with 'HS' and 'HARRIS COUNTY' around it. The text is organized into three sections for Tuesday, Wednesday, and Thursday. Each section lists the day, time, meeting ID, and passcode. There is a QR code on the right side. At the bottom left is a Zoom logo and an illustration of three children at a computer. At the bottom right is the Renaissance logo and the tagline 'See Every Student.'

JOIN US!

**Renaissance
Office Hours**

TUESDAYS
9:00-10:00
MEETING ID: 932 6813 9697
PASSCODE: 194136

WEDNESDAYS
11:30-12:30
MEETING ID: 995 4520 4399
PASSCODE: 570753

THURSDAYS
2:30-3:30
MEETING ID: 955 4076 2330
PASSCODE: 277368

zoom

Renaissance
See Every Student.

THANK YOU!

Michelle Pineda
Director of Bilingual Education and World Languages
Mpineda@hempsteadschools.org
(516) 434-4154

Daniela Ranieri
Instructional Support and Operational Monitor
Dranieri@hempsteadschools.org
(516) 434-4156

